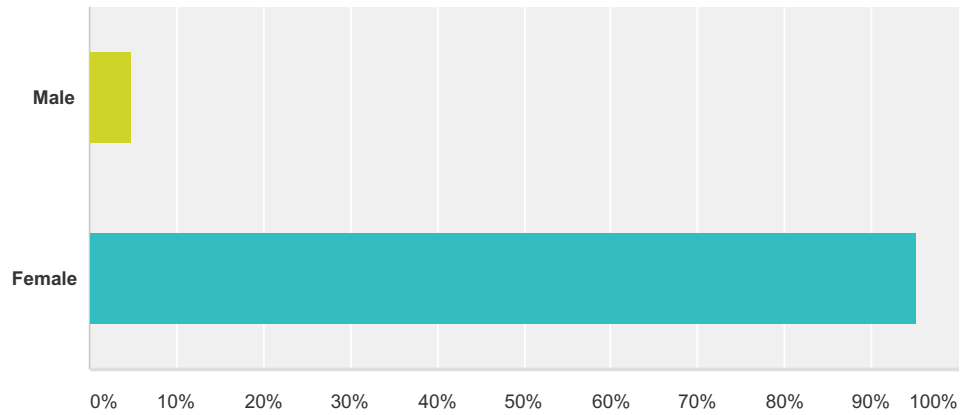


### Q1 Are you male or female?

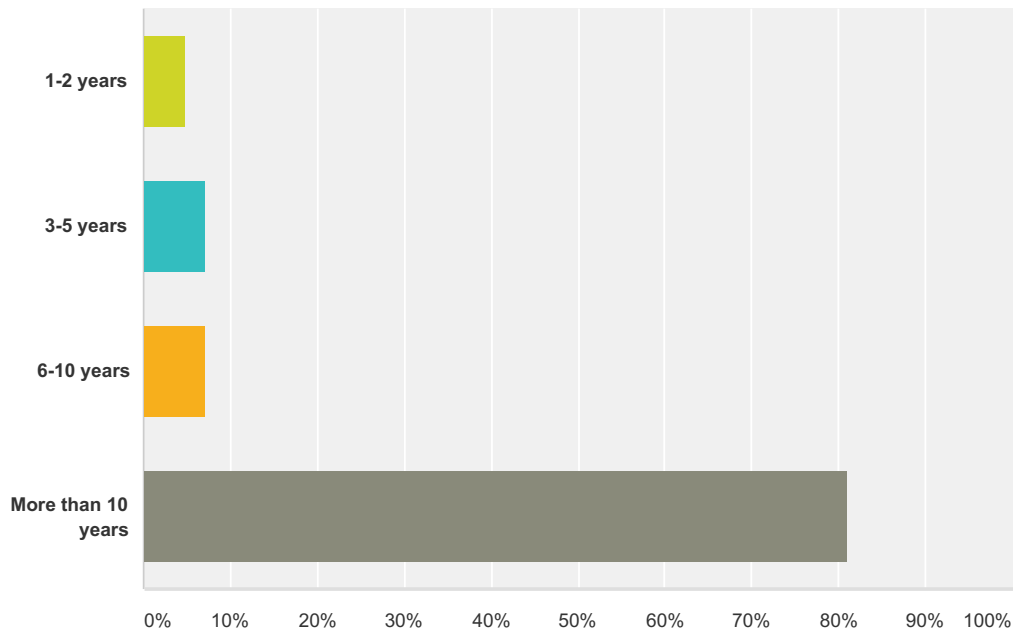
Answered: 42 Skipped: 0



Answer Choices	Responses
Male	4.76% 2
Female	95.24% 40
<b>Total</b>	<b>42</b>

## Q2 How many years have you been teaching?

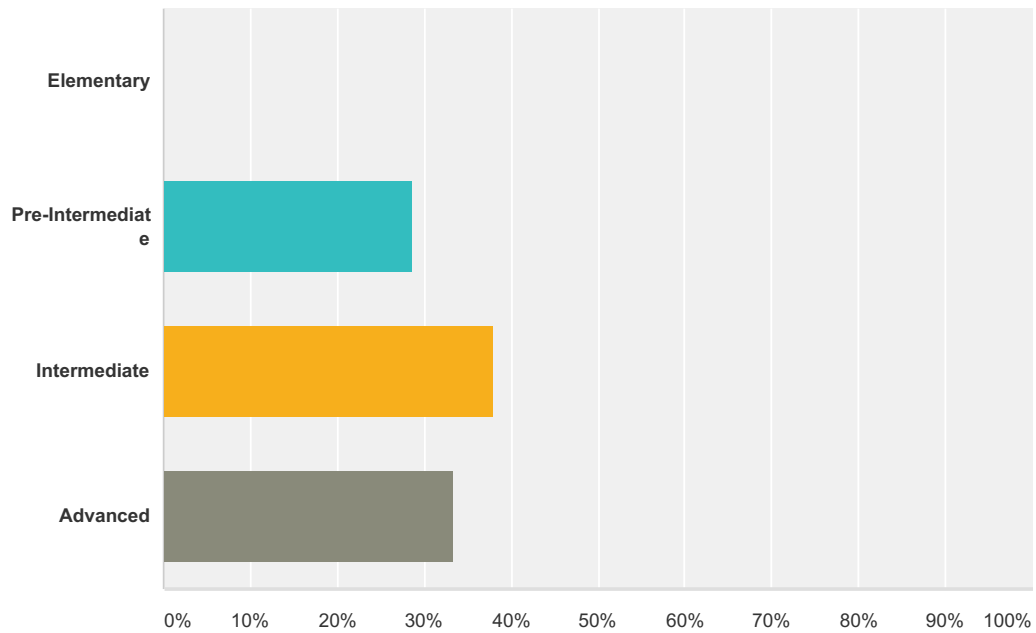
Answered: 42 Skipped: 0



Answer Choices	Responses	
1-2 years	4.76%	2
3-5 years	7.14%	3
6-10 years	7.14%	3
More than 10 years	80.95%	34
<b>Total</b>		<b>42</b>

### Q3 How would you describe your own level of spoken English?

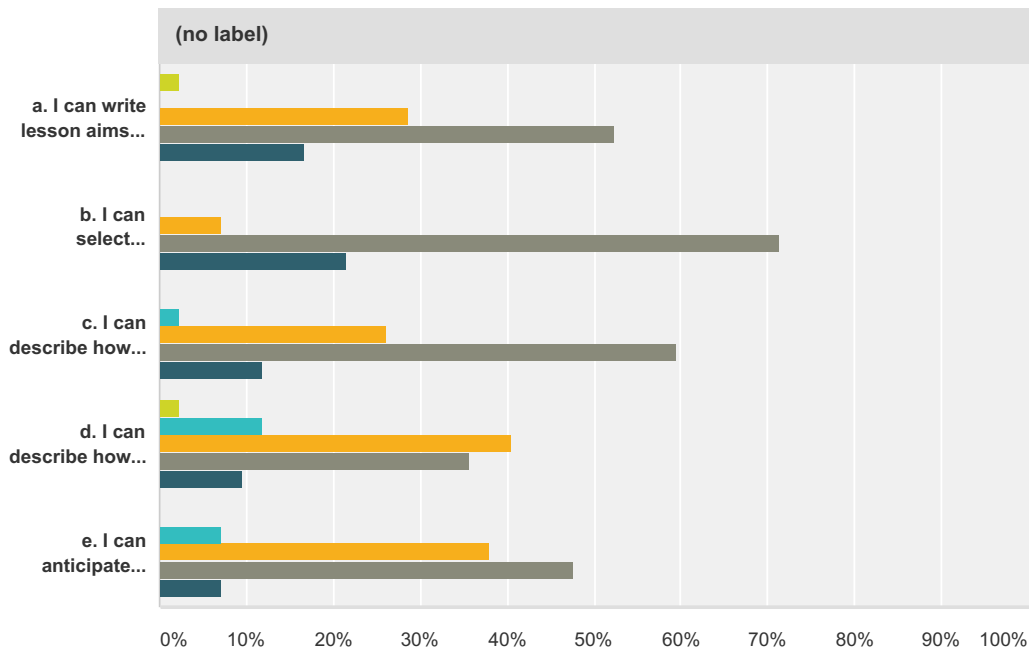
Answered: 42 Skipped: 0



Answer Choices	Responses
Elementary	0.00% 0
Pre-Intermediate	28.57% 12
Intermediate	38.10% 16
Advanced	33.33% 14
<b>Total</b>	<b>42</b>

### Q4 Planning lessons and courses Think about when you plan your lessons ...

Answered: 42 Skipped: 0

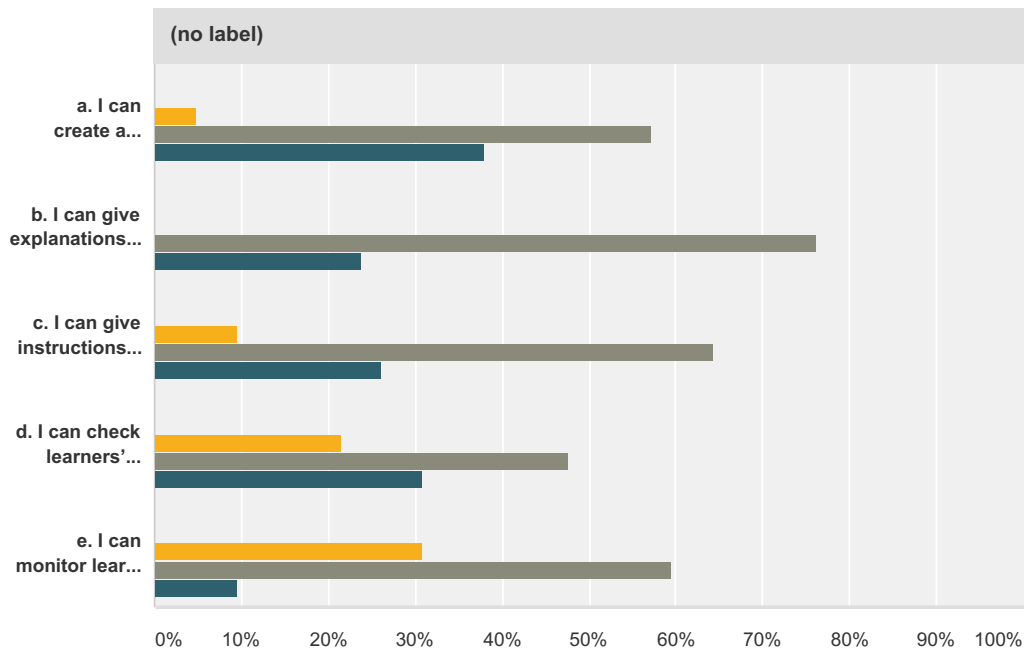


■ The statement is not clear.    
 ■ The statement is clear but I'm not quite sure how to do this.
   
■ I can do this but not very effectively.    
 ■ I can do this quite well.    
 ■ I can do this very well.

(no label)						
	The statement is not clear.	The statement is clear but I'm not quite sure how to do this.	I can do this but not very effectively.	I can do this quite well.	I can do this very well.	Total
a. I can write lesson aims which describe the intended learning outcomes for a class.	2.38% 1	0.00% 0	28.57% 12	52.38% 22	16.67% 7	42
b. I can select activities which help meet the aims of the lesson.	0.00% 0	0.00% 0	7.14% 3	71.43% 30	21.43% 9	42
c. I can describe how learner understanding will be assessed.	0.00% 0	2.38% 1	26.19% 11	59.52% 25	11.90% 5	42
d. I can describe how feedback on learner performance will be provided.	2.38% 1	11.90% 5	40.48% 17	35.71% 15	9.52% 4	42
e. I can anticipate problems that may arise during the lessons and decide how to respond.	0.00% 0	7.14% 3	38.10% 16	47.62% 20	7.14% 3	42

### Q5 Managing the lesson Think about when you are in the classroom teaching...

Answered: 42 Skipped: 0

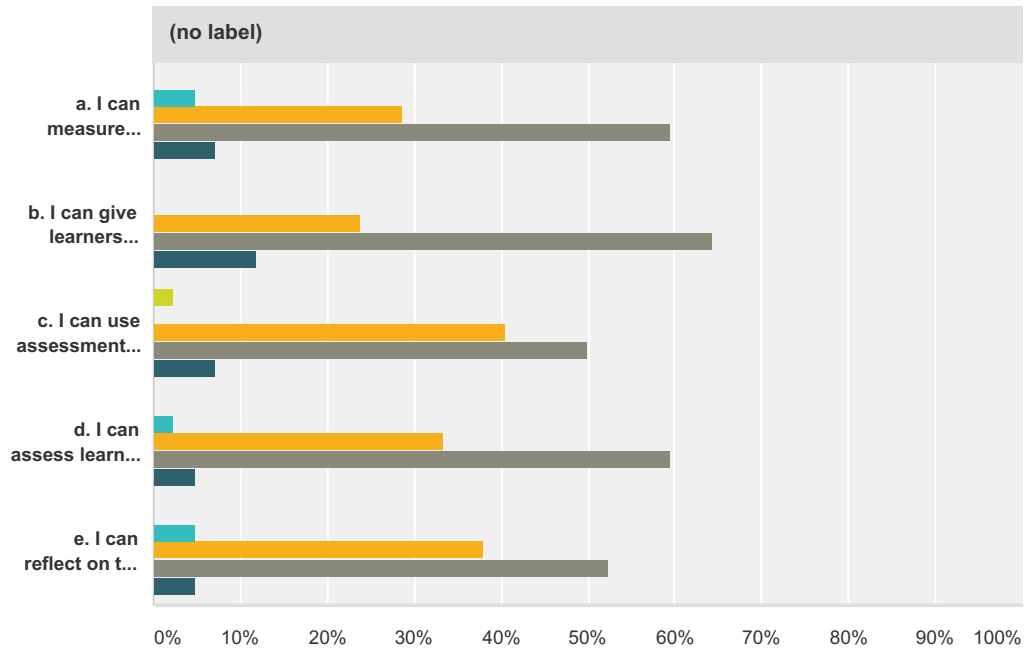


■ The statement is not clear.   
 ■ I can do this but not very effectively.   
 ■ I can do this quite well.   
 ■ I can do this very well.

(no label)						
	The statement is not clear.	The statement is clear but I'm not quite sure how to do this.	I can do this but not very effectively.	I can do this quite well.	I can do this very well.	Total
a. I can create a positive learning environment.	0.00% 0	0.00% 0	4.76% 2	57.14% 24	38.10% 16	42
b. I can give explanations that the learners are able to understand.	0.00% 0	0.00% 0	0.00% 0	76.19% 32	23.81% 10	42
c. I can give instructions effectively.	0.00% 0	0.00% 0	9.52% 4	64.29% 27	26.19% 11	42
d. I can check learners' understanding during the lesson.	0.00% 0	0.00% 0	21.43% 9	47.62% 20	30.95% 13	42
e. I can monitor learner engagement.	0.00% 0	0.00% 0	30.95% 13	59.52% 25	9.52% 4	42

### Q6 Assessing learning

Answered: 42 Skipped: 0

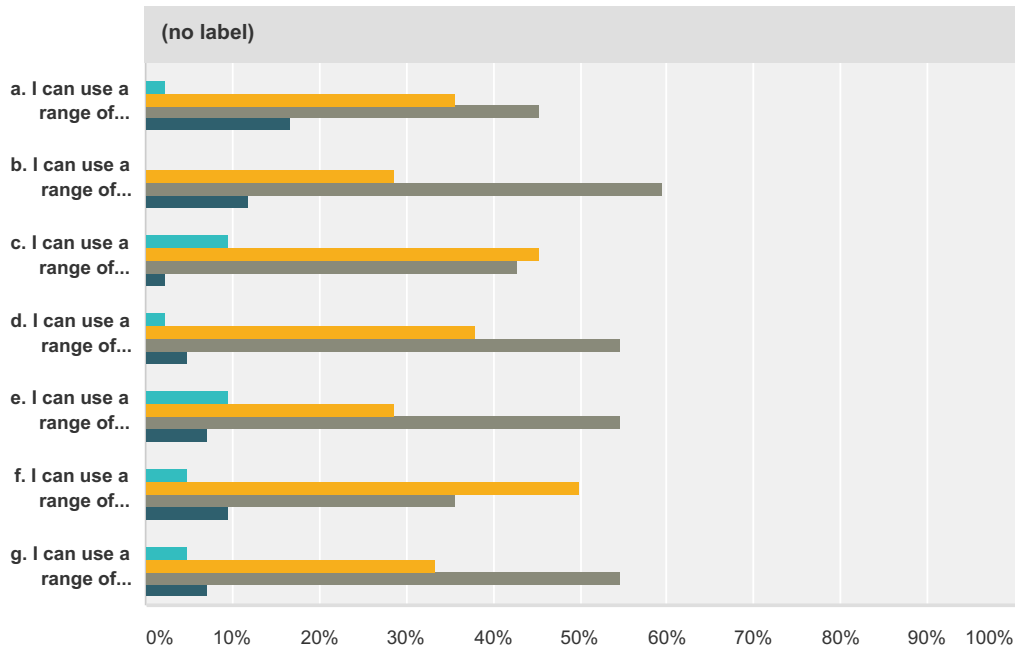


■ The statement is not clear.    
 ■ The statement is clear but I'm not quite sure how to do this.    
 ■ I can do this but not very effectively.    
 ■ I can do this quite well.    
 ■ I can do this very well.

(no label)						
	The statement is not clear.	The statement is clear but I'm not quite sure how to do this.	I can do this but not very effectively.	I can do this quite well.	I can do this very well.	Total
a. I can measure learners' progress effectively.	0.00% 0	4.76% 2	28.57% 12	59.52% 25	7.14% 3	42
b. I can give learners feedback on errors that helps them improve.	0.00% 0	0.00% 0	23.81% 10	64.29% 27	11.90% 5	42
c. I can use assessment results to inform subsequent teaching.	2.38% 1	0.00% 0	40.48% 17	50.00% 21	7.14% 3	42
d. I can assess learners in a range of ways.	0.00% 0	2.38% 1	33.33% 14	59.52% 25	4.76% 2	42
e. I can reflect on the effectiveness of the assessment I use.	0.00% 0	4.76% 2	38.10% 16	52.38% 22	4.76% 2	42

### Q7 Knowing the subject

Answered: 42 Skipped: 0



■ The statement is not clear.    
 ■ The statement is clear but I'm not quite sure how to do this.    
 ■ I can do this but not very effectively.    
 ■ I can do this quite well.    
 ■ I can do this very well.

(no label)						
	The statement is not clear.	The statement is clear but I'm not quite sure how to do this.	I can do this but not very effectively.	I can do this quite well.	I can do this very well.	Total
a. I can use a range of engaging techniques to introduce new grammar to my learners.	0.00% 0	2.38% 1	37.11% 15	45.24% 19	16.67% 7	42
b. I can use a range of engaging techniques to teach vocabulary to my learners.	0.00% 0	0.00% 0	28.57% 12	59.52% 25	11.90% 5	42
c. I can use a range of engaging techniques to teach pronunciation to my learners.	0.00% 0	9.52% 4	45.24% 19	42.86% 18	2.38% 1	42
d. I can use a range of engaging techniques to teach my learners to speak English.	0.00% 0	2.38% 1	38.10% 16	54.76% 23	4.76% 2	42
e. I can use a range of engaging techniques to teach listening skills.	0.00% 0	9.52% 4	28.57% 12	54.76% 23	7.14% 3	42
f. I can use a range of engaging techniques to teach writing skills.	0.00% 0	4.76% 2	50.00% 21	35.71% 15	9.52% 4	42

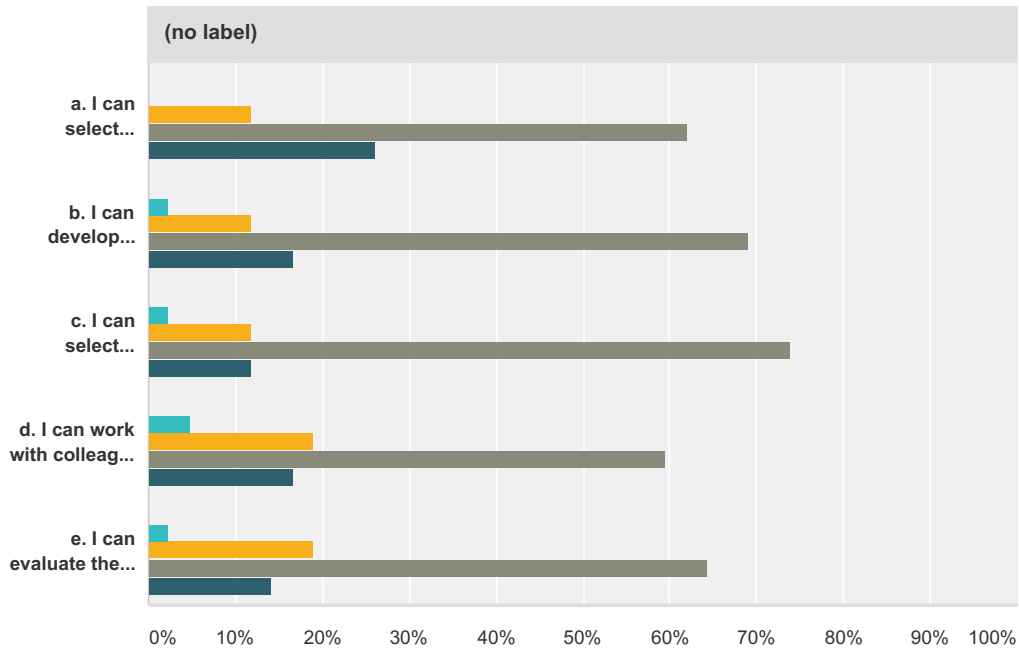
## Latvia | Teaching for Success: Self Assessment Tool (SAT)

g. I can use a range of engaging techniques to teach reading skills.	<b>0.00%</b> 0	<b>4.76%</b> 2	<b>33.33%</b> 14	<b>54.76%</b> 23	<b>7.14%</b> 3	42
--	-------------------	-------------------	---------------------	---------------------	-------------------	----



### Q8 Managing resources

Answered: 42 Skipped: 0

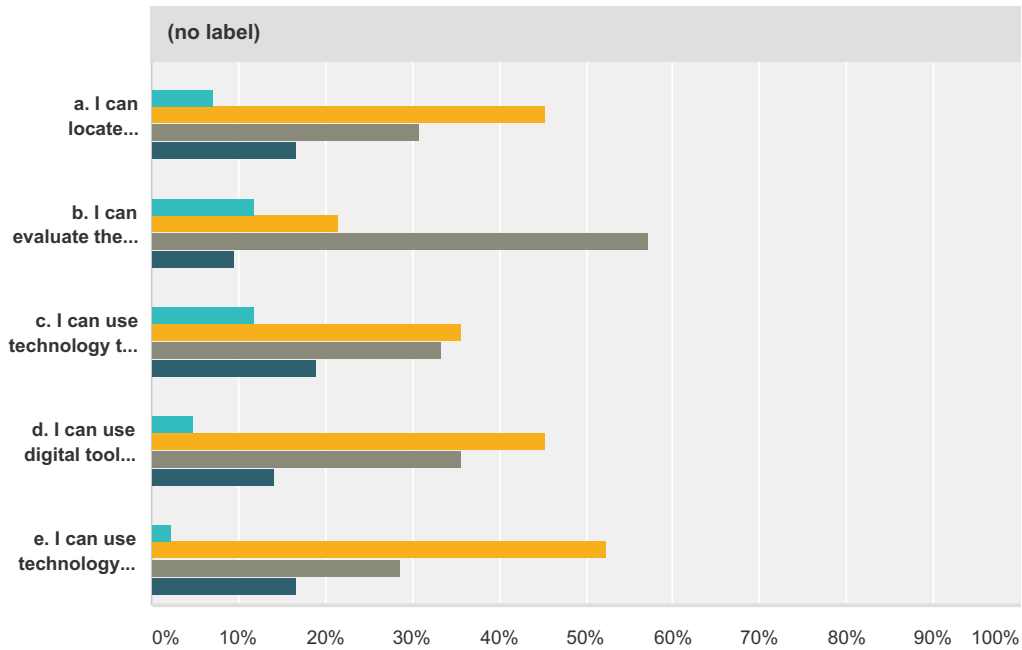


■ The statement is not clear.    
 ■ The statement is clear but I'm not quite sure how to do this.    
 ■ I can do this but not very effectively.    
 ■ I can do this quite well.    
 ■ I can do this very well.

(no label)						
	The statement is not clear.	The statement is clear but I'm not quite sure how to do this.	I can do this but not very effectively.	I can do this quite well.	I can do this very well.	Total
a. I can select materials from a range of different sources.	0.00% 0	0.00% 0	11.90% 5	61.90% 26	26.19% 11	42
b. I can develop materials to supplement the coursebook I use.	0.00% 0	2.38% 1	11.90% 5	69.05% 29	16.67% 7	42
c. I can select materials and resources based on learner needs.	0.00% 0	2.38% 1	11.90% 5	73.81% 31	11.90% 5	42
d. I can work with colleagues to design materials collaboratively.	0.00% 0	4.76% 2	19.05% 8	59.52% 25	16.67% 7	42
e. I can evaluate the effectiveness of the materials and resources I use during lessons.	0.00% 0	2.38% 1	19.05% 8	64.29% 27	14.29% 6	42

### Q9 Integrating ICT

Answered: 42 Skipped: 0

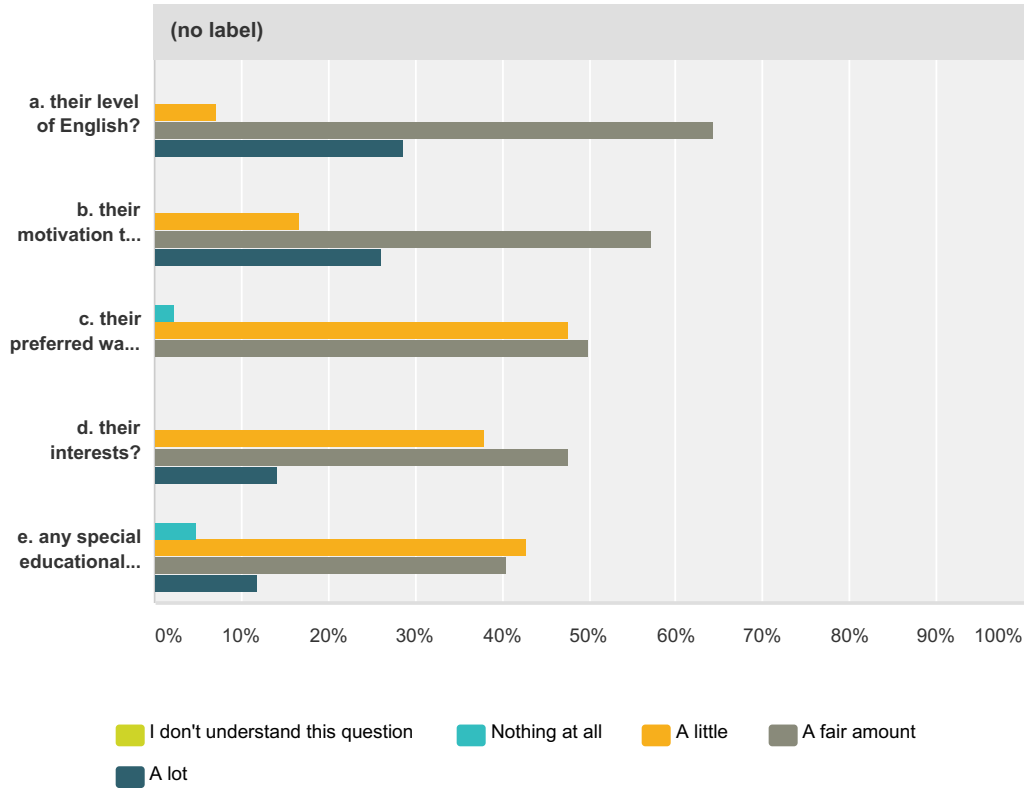


■ The statement is not clear.    
 ■ The statement is clear but I'm not quite sure how to do this.    
 ■ I can do this but not very effectively.    
 ■ I can do this quite well.    
 ■ I can do this very well.

(no label)						
	The statement is not clear.	The statement is clear but I'm not quite sure how to do this.	I can do this but not very effectively.	I can do this quite well.	I can do this very well.	Total
a. I can locate appropriate digital content effectively.	0.00% 0	7.14% 3	45.24% 19	30.95% 13	16.67% 7	42
b. I can evaluate the quality of digital content.	0.00% 0	11.90% 5	21.43% 9	57.14% 24	9.52% 4	42
c. I can use technology to design and create teaching and learning materials.	0.00% 0	11.90% 5	35.71% 15	33.33% 14	19.05% 8	42
d. I can use digital tools effectively to help my students learn English.	0.00% 0	4.76% 2	45.24% 19	35.71% 15	14.29% 6	42
e. I can use technology confidently for the purposes of teaching English.	0.00% 0	2.38% 1	52.38% 22	28.57% 12	16.67% 7	42

### Q10 Understanding your learners Think about the learners you teach most often, how much do you know about the following....

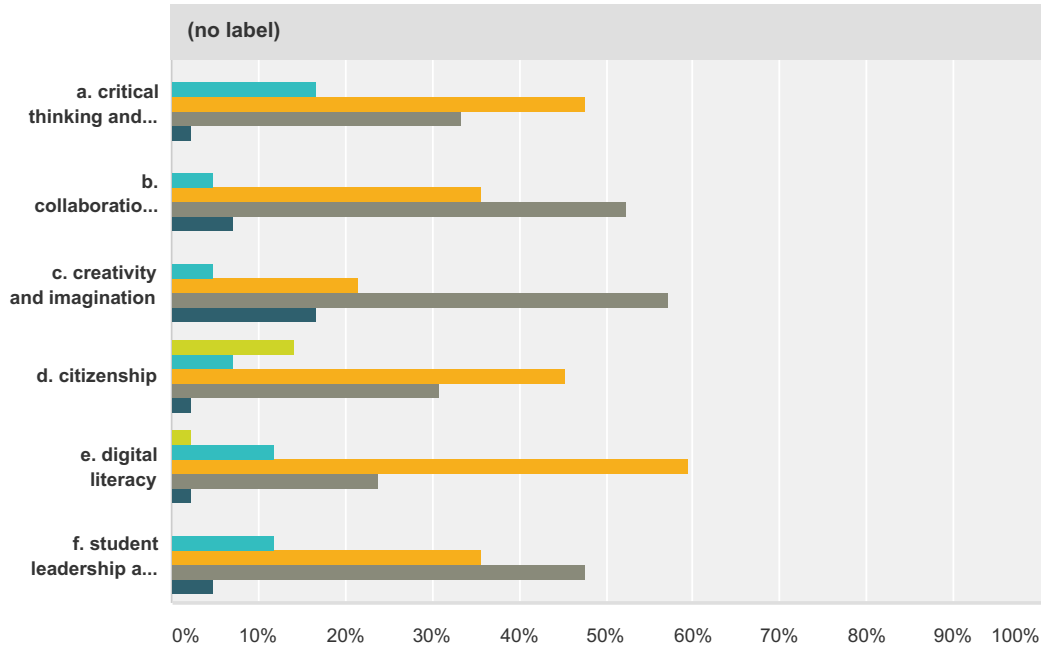
Answered: 42 Skipped: 0



(no label)						
	I don't understand this question	Nothing at all	A little	A fair amount	A lot	Total
a. their level of English?	0.00% 0	0.00% 0	7.14% 3	64.29% 27	28.57% 12	42
b. their motivation to learn English?	0.00% 0	0.00% 0	16.67% 7	57.14% 24	26.19% 11	42
c. their preferred ways of learning?	0.00% 0	2.38% 1	47.62% 20	50.00% 21	0.00% 0	42
d. their interests?	0.00% 0	0.00% 0	38.10% 16	47.62% 20	14.29% 6	42
e. any special educational needs they have?	0.00% 0	4.76% 2	42.86% 18	40.48% 17	11.90% 5	42

### Q11 Promoting 21st century skills I can select appropriate methodologies and resources for introducing, developing and evaluating my learners' skills in the following areas...

Answered: 42 Skipped: 0

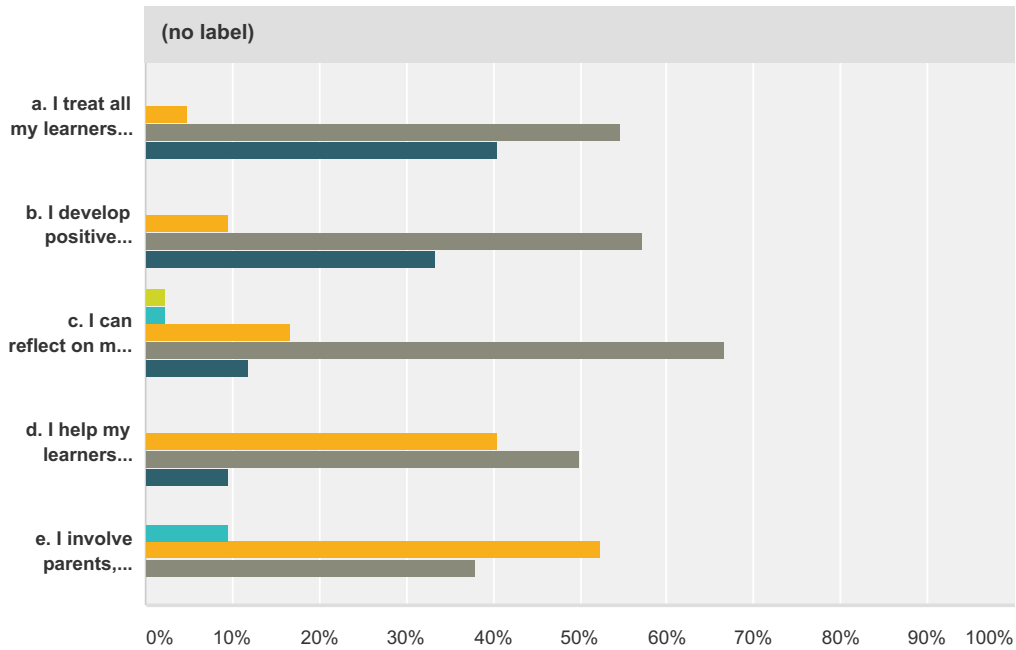


■ The statement is not clear.    
 ■ The statement is clear but I'm not quite sure how to do this.    
 ■ I can do this but not very effectively.    
 ■ I can do this quite well.    
 ■ I can do this very well.

(no label)						
	The statement is not clear.	The statement is clear but I'm not quite sure how to do this.	I can do this but not very effectively.	I can do this quite well.	I can do this very well.	Total
a. critical thinking and problem solving	0.00% 0	16.67% 7	47.62% 20	33.33% 14	2.38% 1	42
b. collaboration and communication	0.00% 0	4.76% 2	35.71% 15	52.38% 22	7.14% 3	42
c. creativity and imagination	0.00% 0	4.76% 2	21.43% 9	57.14% 24	16.67% 7	42
d. citizenship	14.29% 6	7.14% 3	45.24% 19	30.95% 13	2.38% 1	42
e. digital literacy	2.38% 1	11.90% 5	59.52% 25	23.81% 10	2.38% 1	42
f. student leadership and personal development	0.00% 0	11.90% 5	35.71% 15	47.62% 20	4.76% 2	42

### Q12 Using inclusive practices

Answered: 42 Skipped: 0



■ The statement is not clear.    
 ■ The statement is clear but I'm not quite sure how to do this.

■ I can do this but not very effectively.    
 ■ I can do this quite well.    
 ■ I can do this very well.

(no label)	The statement is not clear.	The statement is clear but I'm not quite sure how to do this.	I can do this but not very effectively.	I can do this quite well.	I can do this very well.	Total
a. I treat all my learners equally and with respect.	0.00% 0	0.00% 0	4.76% 2	54.76% 23	40.48% 17	42
b. I develop positive attitudes towards diversity in my classroom.	0.00% 0	0.00% 0	9.52% 4	57.14% 24	33.33% 14	42
c. I can reflect on my own bias/beliefs and the impact this might have in the classroom.	2.38% 1	2.38% 1	16.67% 7	66.67% 28	11.90% 5	42
d. I help my learners identify individual learning goals.	0.00% 0	0.00% 0	40.48% 17	50.00% 21	9.52% 4	42
e. I involve parents, learners and any other relevant persons in an inclusive learning environment.	0.00% 0	9.52% 4	52.38% 22	38.10% 16	0.00% 0	42